

TR Trans Plate TUR0010

Kit Includes:

2pcs.M5x25 Flat Head

3pcs. M5x35 Flat Head

2pcs. Plastic Rings

The bearings are as follows:

2pcs.6x10x3Flanged Bearings


The bearings in your kit are Team Fast Eddy Bearings and are available at your favorite dealer.

This product fits All Baja models.



Trucks involve a few more items to remove.



1. Remove body/body panels and cage.
Depending on your exhaust, it may be necessary to remove it too.
2. Remove gear cover, plastic slot cover behind spur gear, spur gear, “purple” spacer.




3. Remove 7 screws holding trans plate, gear plate, brake assembly, brake rotors and brake hex.






4. Remove 2 screws holding shock tower supports.



5. Place your thumb 1/2 way up one of the supports and push forward till it pops out. Use gloves to protect your fingers and thumb.




6. Move supports out of your way and remove trans plate. This may take a little twisting and maneuvering.



7. Remove HPI Plastic ring from Brake hex.



8. Install provided TR Plastic ring. Your kit comes with 2, you can install both or put one away for a spare.




9. Install brake hex onto Baja, plastic ring towards transmission.




10. Install TR Trans Plate onto Baja (this may take some twisting and maneuvering) and install brake rotors onto hex.
11. Snap shock tower supports back into position.

12. Install 2pcs M5x25 FlatHeads into holes close to rear of Baja, install 1pc. M5x35 FlatHead in front left hole. Install 2 screws (removed in step 4) into shock tower supports but do not tighten any screws yet.



13. If you purchased the TR 1pc Brake mount TUR0018 please refer to install directions for that product at this point.
14. Install gear plate, TR Brake Mount, remaining screws and tighten all screws at this point. Roll back tires to make sure they roll freely with no binding. If you have shims behind your brake pads you may need to remove them.



15. Install “purple” spacer, spur gear, gear cover, cage and body/body panels.

